



Access, Digital & Distributed Learning

Blackboard Collaborate: Information Session

Áine MacNeill

ulster.ac.uk

Blackboard Collaborate

Webinar Overview

This webinar provides an introduction to Blackboard Collaborate – Ulster’s new virtual classroom.

It will explore:

- What Blackboard Collaborate is
- Basic features of Collaborate
- Potential use and benefits within Ulster
- The Interface



Collaborate Procurement Process

- Procurement process completed November '15
- Installation and configuration ongoing
- ODL internal training - Blackboard Consultant December '15
- Use cases explored
- Institutional roll out and implementation plans 15/16 - consultation with DLSC

Collaborate

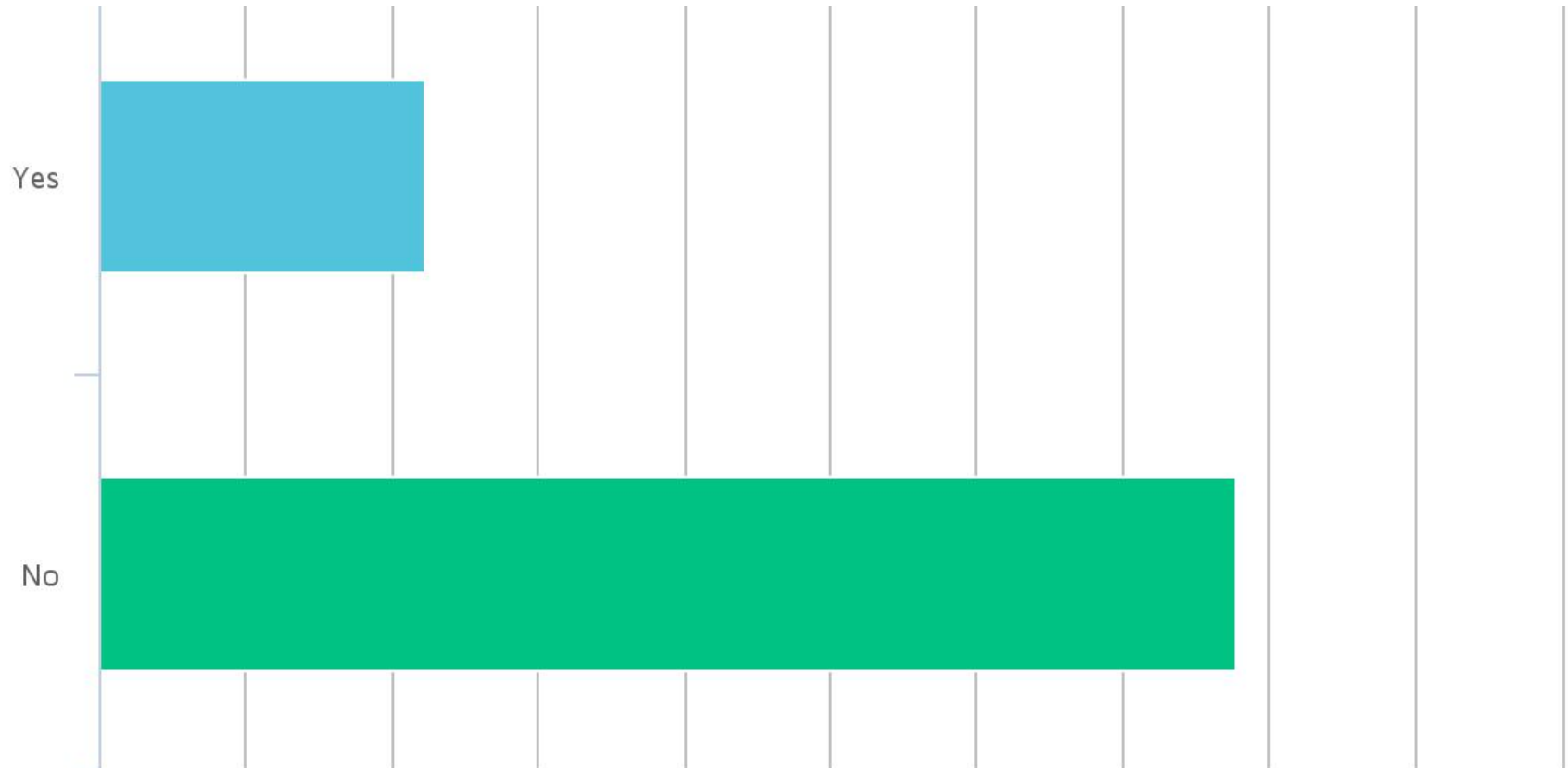
Web Conferencing Tool

Originally built for education

- Synchronous (realtime) audio / visual
- Screen and application sharing
- Content presentations
- Whiteboard
- Interactive polling
- Public / private text chat
- Record / playback feature
- Mobile access (app)



POLL RESULTS: Have you ever hosted a live session?



AUDIO & VIDEO



Talk Video

PARTICIPANTS

Aine MacNeill Moderator

MAIN ROOM (1)

Aine MacNeill Moderator (You)



CHAT - Supervised

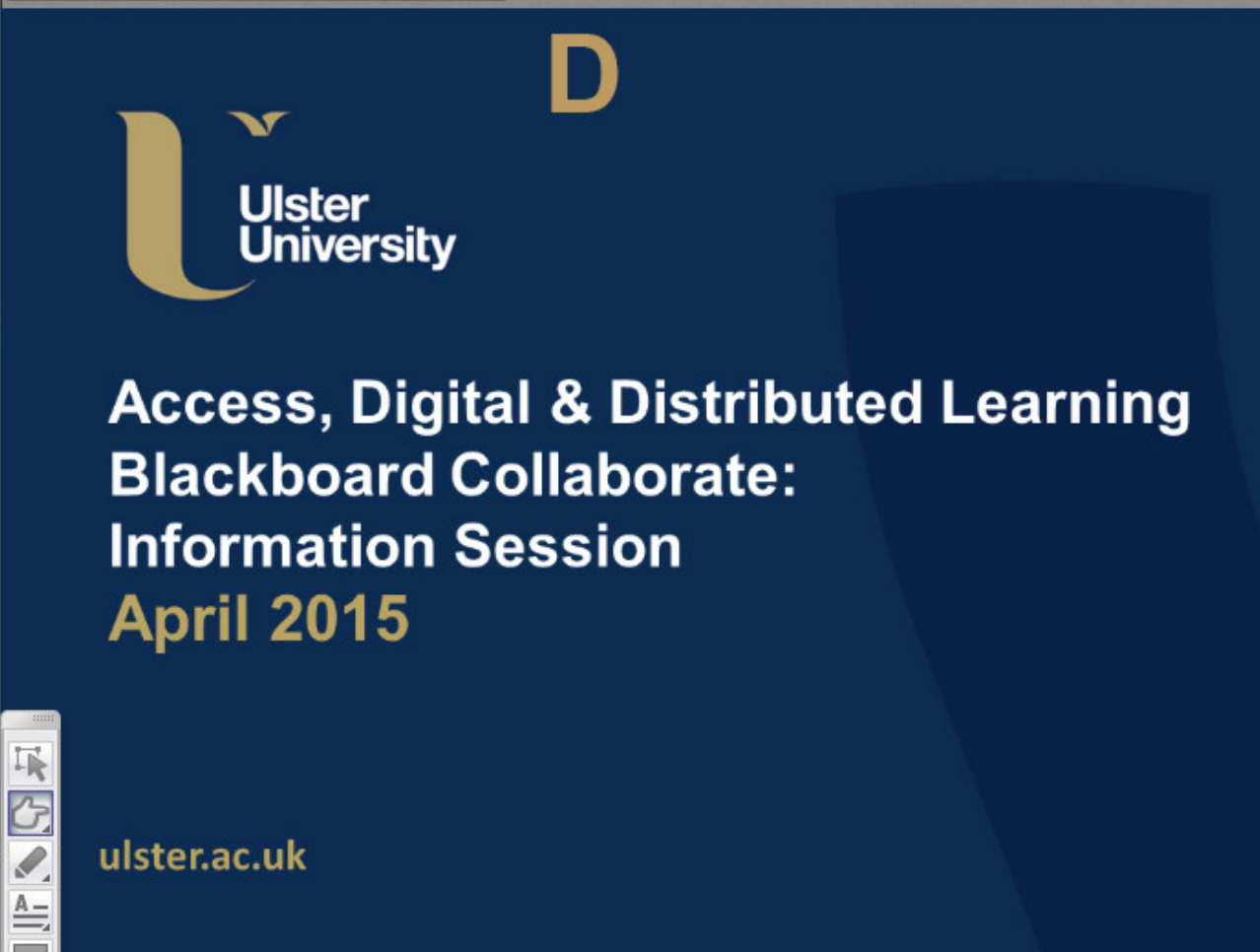
- You joined the Main Room. (15:22) -
- Your chat permission has been enabled. (15:22)

C

New Page Delete Page Fit Page

Load Content Record

Bb Blackboard



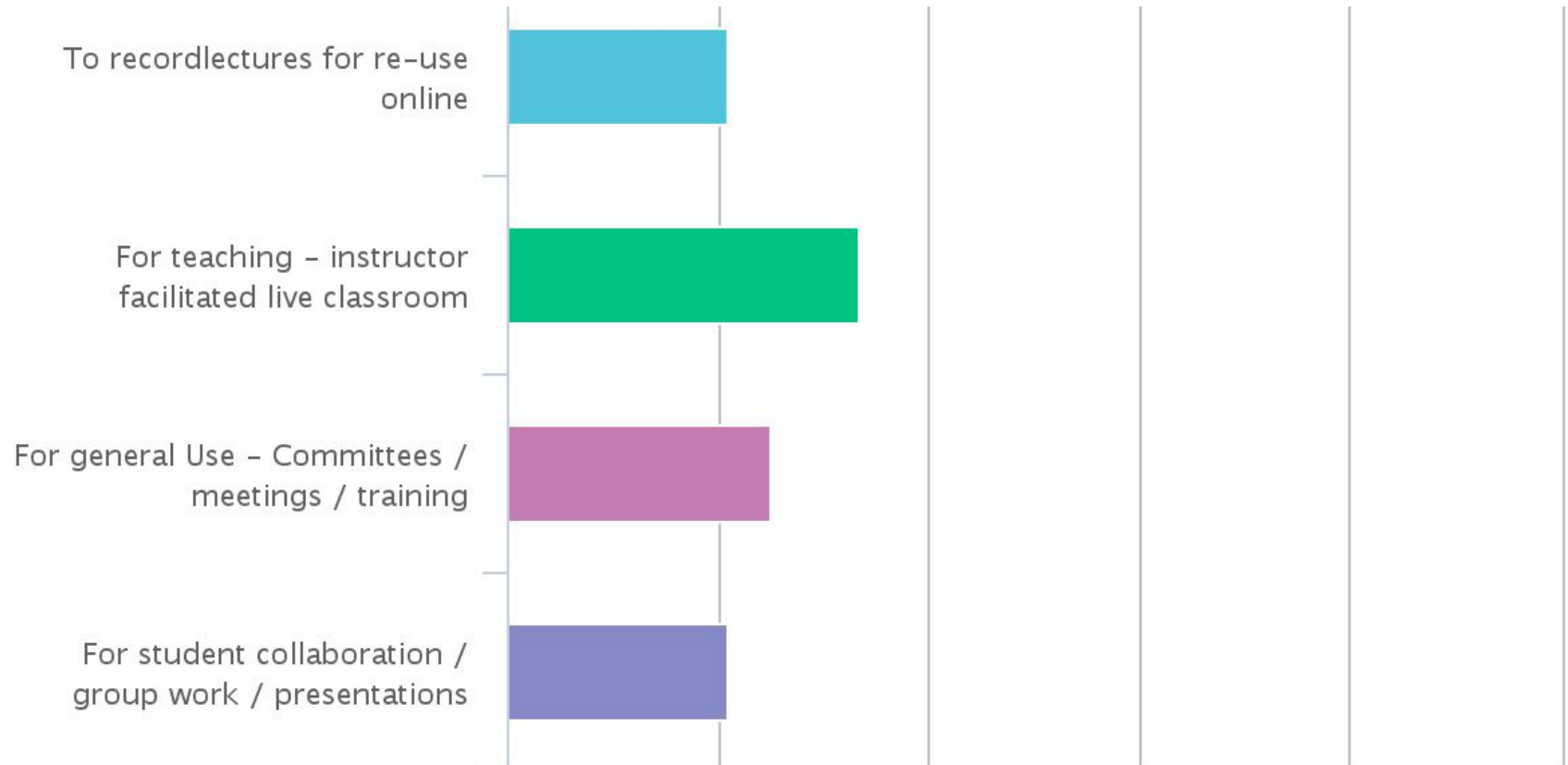
ulster.ac.uk



Room Moderators

- A: Audio visual panel,
- B: Participant list,
- C: Text chat
- D: Whiteboard, screen & application sharing

POLL Results: How would you like to use Collaborate?



Use cases at Ulster

- Virtual classroom and identity management for fully online / blended courses
- Assessing student presentations / elevator pitches
- Flexibility in delivering sessions to dispersed geographical locations
- Group work- critique sessions
- Recording sessions (+ Guest lecturers)
- Maintaining contact with placement students

Potential Uses of Collaborate

Interactive web conferencing tool within Blackboard and also available as standalone tool

- facilitate online classes
- presentations / interviews / 1:1s
- discussion groups / live chats
- synchronous communications / remote support
- recording live teaching sessions
- Virtual meetings

Collaborate: Tool Features

Tools available during your live sessions:

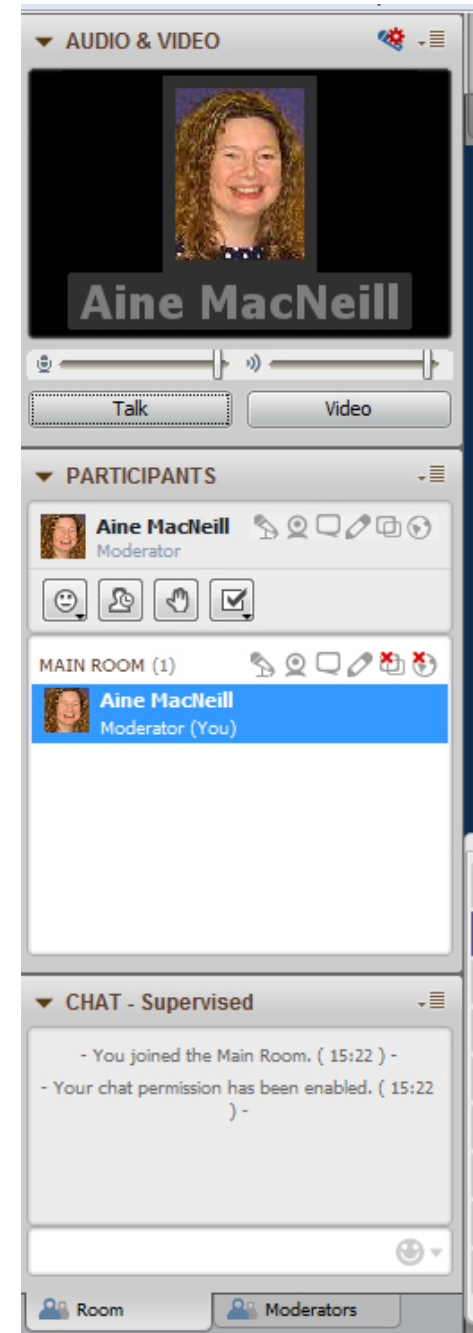
- interactive whiteboard, screen/application sharing, polling, chat rooms.

Participant management features

- Voice, video and chat restrictions
- participant indicators (e.g. raise hands, polls etc),
- breakout rooms

Interface

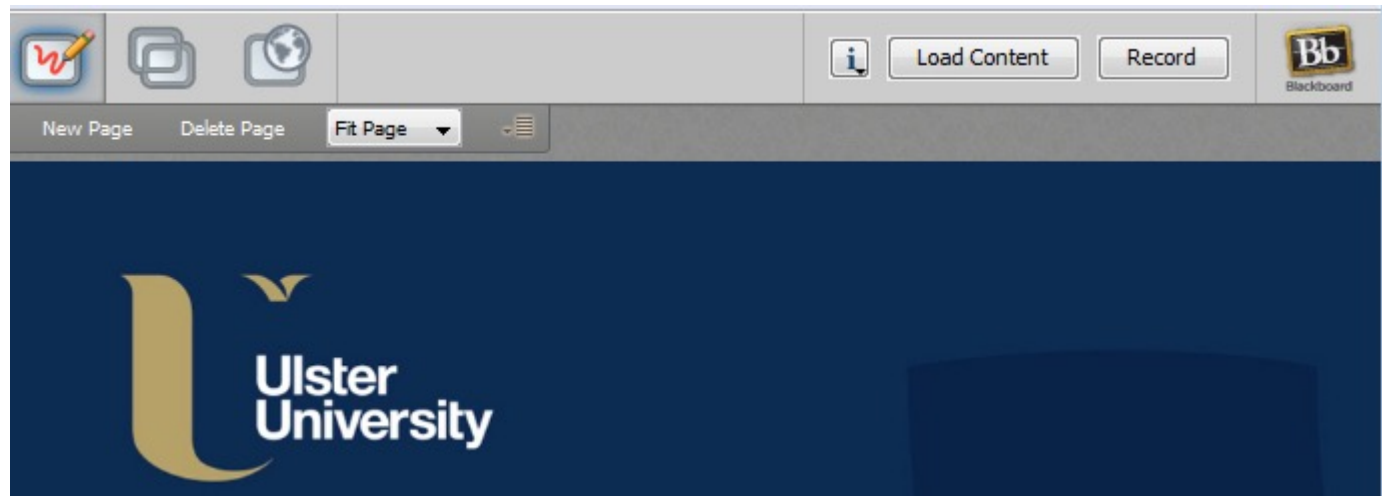
- Audio and Video Panel
- Participant Panel
- Chat Panel



Interface ...

Main presentation window

- Load content
- Whiteboard
- Application sharing
- Web Tour



Demo



Going forward

Benefits of Use

- Student engagement
- Encouraging active learning
- Increasing social presence and developing learning community
- Real world scenarios in the virtual classroom
- Immediate responses and feedback to aid clear understanding

Implementation and Roll Out Plans

Installation and rollout- remainder of AY 15-16

Immediate business need / On request

Use cases



POLL: Do you have an immediate business need for Blackboard Collaborate?

100% of attendees answered YES.

Discussion / Questions

Please raise your hand to speak or if you prefer type your question / comment in the chat window

I will try to address you in the order that you raise your hand

Support Resources

<https://en-us.help.blackboard.com/Collaborate/v12/Moderator>

https://en-us.help.blackboard.com/Learn/Building_Blocks/Blackboard_Collaborate/Instructor/20_Collaborate_Sessions

JISC Providing live support to students:

<http://www.jiscdigitalmedia.ac.uk/infokit/models-of-learning/introduction6>

Training sessions and resources will be available from

<http://addl.ulster.ac.uk/odl>

Blackboard Collaborate Video Demo: <https://vimeo.com/123831333>

(password: video)

